

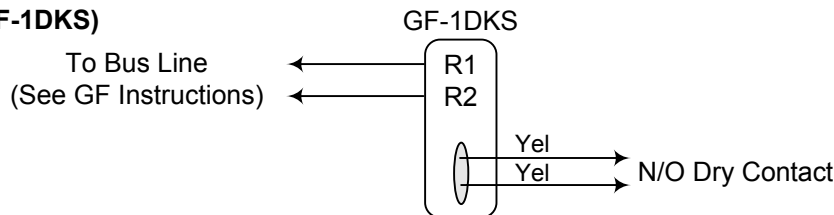
GF-1DKS / GF-1MDKS

Tenant Station with Extra Switch Contact

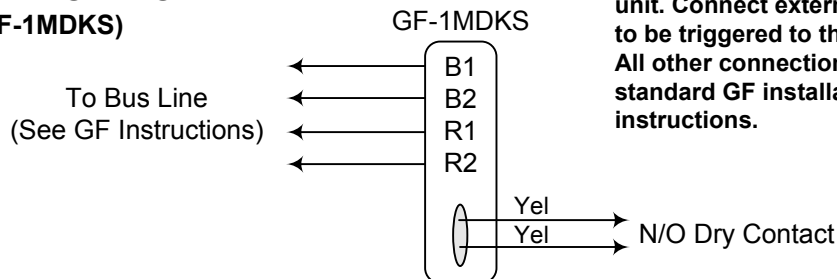
- INSTRUCTIONS -

The GF-1DKS and GF-1MDKS are tenant stations for the GF system with the Concierge and/or Panic Call feature. The top button is made functional with a switch contact installed. The dry contact is Normally Open and can be used for individual door release activation, elevator call-up, or any function that can be activated with a contact closure.

WIRING DIAGRAM: (GF-1DKS)

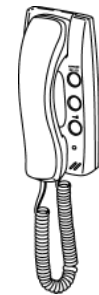


WIRING DIAGRAM: (GF-1MDKS)



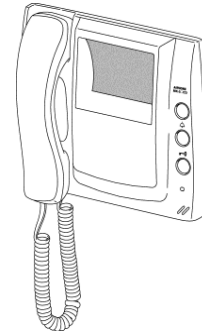
Locate 2 YELLOW wires inside unit. Connect external system to be triggered to these wires. All other connections are per standard GF installation instructions.

GF-1DKS



Additional switch is activated with top button.

GF-1MDKS



Additional switch is activated with top button.

SPECIFICATIONS:

Contact Rating: 0.5A at 24V DC

Communication: Handset from tenant to entrance panel

Hands free from entrance to tenant

Calling: Electronic ring tone from entrance panel

Differentiated ring tone from individual doorbell

Wiring: 2-conductor common bus wire for Audio (GF-1DKS)

Plus a separate 2-cond. common bus wire for Video (GF-1MDKS)

Plus additional independent 2-cond. wire from each unit's extra switch to external system

Wiring Distance: GF-BC to farthest GF-1DKS or GF-1MDKS: 980' with 20AWG

Total cumulative wire distance must not exceed 1.5 miles (8,200') with 20AWG

Wire: Aiphone 872002 for Audio; 871802 for Video

Dimensions: GF-1DKS: 7-7/8" H x 3-1/2" W x 2-1/2" D

GF-1MDKS: 8-1/4" H x 8-1/2" W x 2-3/4" D

NOTE:

Only information pertaining to the GF-1DKS and GF-1MDKS is included here. For complete installation, wiring, and operational information, please refer to the appropriate Installation Manual.

Aiphone Communication Systems

1700 130th Ave. N.E.

Bellevue, WA 98005

(425) 455-0510

FAX (425) 455-0071

Toll Free Technical Support:

1-800-692-0200

FAX 1-800-832-3765

GF-1DKS/GF-1MDKS Instr.
0804JS